

Summary

I- Activities

1-1/ Activity 1

1-2/ Activity 2

II- Practice

2-1/ Exercise 1

2-2/ Exercise 2

I- Activities

1-1/ Activity 1


Listen and read. Look at the picture. What school subjects can you see?

Our Computer Room

At our school we've got a big computer room. We've got 12 computers in the room, one for every pupil. The computers have got headphones, so the pupils can listen and speak.

In the computer room, the pupils can study English, music, maths and science. They do art here too. They can draw and colour pictures with the computer. The computers also help the pupils to read and write.

In Primary 2, the children come to the computer room every Tuesday and Thursday. Everyone likes these lessons.



1-2/ Activity 2

Read again. Circle the false word and write the correct word.


- 1- We've got a small computer room : _____
- 2- We've got 18 computers : _____
- 3- The pupils can listen and eat : _____
- 4- The computers help the pupils to run and write : _____
- 5- The children come every Tuesday and Wednesday : _____

Our Computer Room

At our school we've got a big computer room. We've got 12 computers in the room, one for every pupil. The computers have got headphones, so the pupils can listen and speak.

In the computer room, the pupils can study English, music, maths and science. They do art here too. They can draw and colour pictures with the computer. The computers also help the pupils to read and write.

In Primary 2, the children come to the computer room every Tuesday and Thursday. Everyone likes these lessons.




II- Practice

2-1/ Exercise 1

Read. Circle four things that are in the playground :

At our school we've got two big playgrounds. This is my playground. It is for the Primary 1, 2 and 3 pupils. The Primary 4, 5 and 6 pupils play in a different playground.

In our playground there is a climbing frame and a bin. There are squares on the playground where we can play jumping games. The pupils can play ball and run around. We can also talk to our friends. We love our playground.



2-2/ Exercise 2

Read again. Then write :

bin - playgrounds - friends - squares - big - ball

- 1- At this school, there are two playgrounds.
- 2- The playgrounds are _____ .
- 3- In this playground, there is a climbing frame and a _____ .
- 4- There are _____ for jumping games.
- 5- The pupils can play _____ .
- 6- The children can talk to their _____ .

At our school we've got two big playgrounds. This is my playground. It is for the Primary 1, 2 and 3 pupils. The Primary 4, 5 and 6 pupils play in a different playground.

In our playground there is a climbing frame and a bin. There are squares on the playground where we can play jumping games. The pupils can play ball and run around. We can also talk to our friends. We love our playground.

