

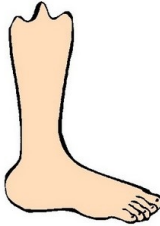




## I- Lecture (Lettre J)



				
jardin	jupe	jambe	pyjama	journal

## II- Écriture (Lettre J)

A large grid for handwriting practice, consisting of 20 columns and 20 rows. A vertical red line is positioned at the beginning of the first column.

## III- Exercice 1 (Lettre J)

Coche la case quand tu entends le son [J]

	
jarre	bijoux
<a href="https://www.alloschool.com/files/premium/francais/1ap/jarre.mp3">https://www.alloschool.com/files/premium/francais/1ap/jarre.mp3</a>	<a href="https://www.alloschool.com/files/premium/francais/1ap/bijoux.mp3">https://www.alloschool.com/files/premium/francais/1ap/bijoux.mp3</a>
<input type="checkbox"/>	<input type="checkbox"/>

#### IV- Exercice 2 (Lettre J)

Découpe les mots en syllabes:

- jonquille: \_\_\_\_\_
- soja: \_\_\_\_\_
- pyjama: \_\_\_\_\_
- jardinier: \_\_\_\_\_