

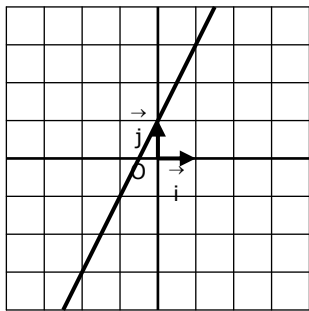
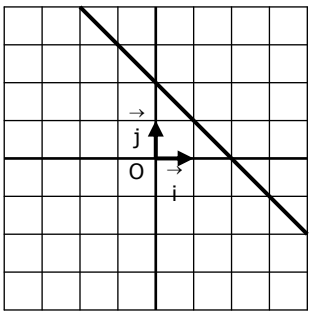
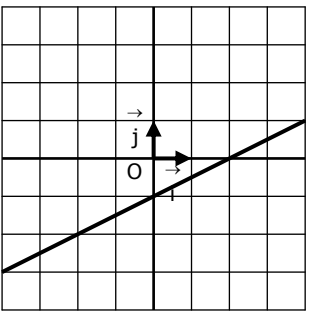
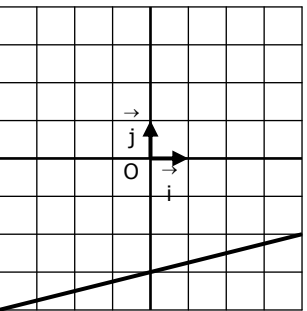
EXERCICE 2A.1

Dans chaque cas, déterminer les coefficients a et b de la fonction affine f dont on connaît deux points et leurs images.

<p>1. $f(2) = 4$ et $f(5) = -2$</p> <p>• Calcul de a :</p> $a = \frac{f(u) - f(v)}{u - v}$ $a = \frac{f(2) - f(5)}{2 - 5}$ $a = \frac{4 - (-2)}{2 - 5}$ $a = \frac{6}{-3}$ <div style="border: 1px solid black; padding: 2px; display: inline-block;"> $a = -2$ </div>	<p>2. $f(3) = 1$ et $f(5) = 7$</p> <p>• Calcul de a :</p>	<p>3. $f(-4) = 5$ et $f(-1) = 2$</p> <p>• Calcul de a :</p>	<p>4. $f(-1) = 5$ et $f(1) = -5$</p> <p>• Calcul de a :</p>
<p>• Calcul de b :</p> $f(x) = ax + b$ $\Leftrightarrow 4 = -2 \times 2 + b$ $\Leftrightarrow 4 = -4 + b$ $\Leftrightarrow 4 + 4 = b$ $\Leftrightarrow 8 = b$	<p>• Calcul de b :</p>	<p>• Calcul de b :</p>	<p>• Calcul de b :</p>

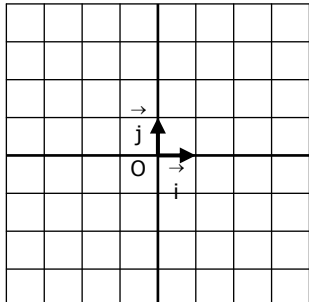
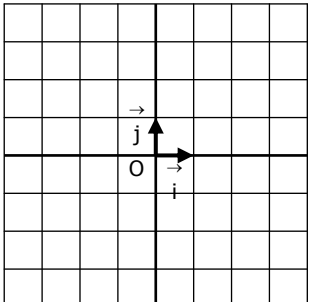
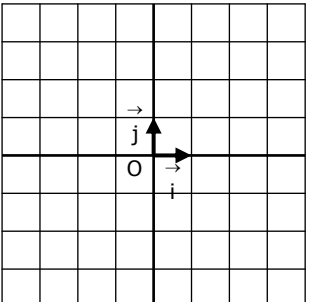
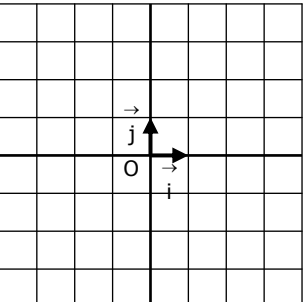
EXERCICE 2A.2

Déterminer graphiquement l'expression de la fonction affine dont on a tracé la courbe :

<p>1.</p>  <p>$f : x \mapsto \dots\dots\dots$</p>	<p>2.</p>  <p>$f : x \mapsto \dots\dots\dots$</p>	<p>3.</p>  <p>$f : x \mapsto \dots\dots\dots$</p>	<p>4.</p>  <p>$f : x \mapsto \dots\dots\dots$</p>
---	--	---	--

EXERCICE 2A.3

Tracer la courbe de la fonction affine dont on a donné l'expression :

<p>1.</p> $f : x \mapsto -2x + 3$ 	<p>2.</p> $f : x \mapsto 3x - 5$ 	<p>3.</p> $f : x \mapsto \frac{2}{3}x + 1$ 	<p>4.</p> $f : x \mapsto \frac{-3}{4}x - 1$ 
---	---	--	--